

Service Information

Mazda Motor Corporation

3-1, Shinchi, Fuchu-cho, Aki-gun
Hiroshima 730-8670, Japan
TEL : 81(82)287-5323
FAX : 81(82)287-5220

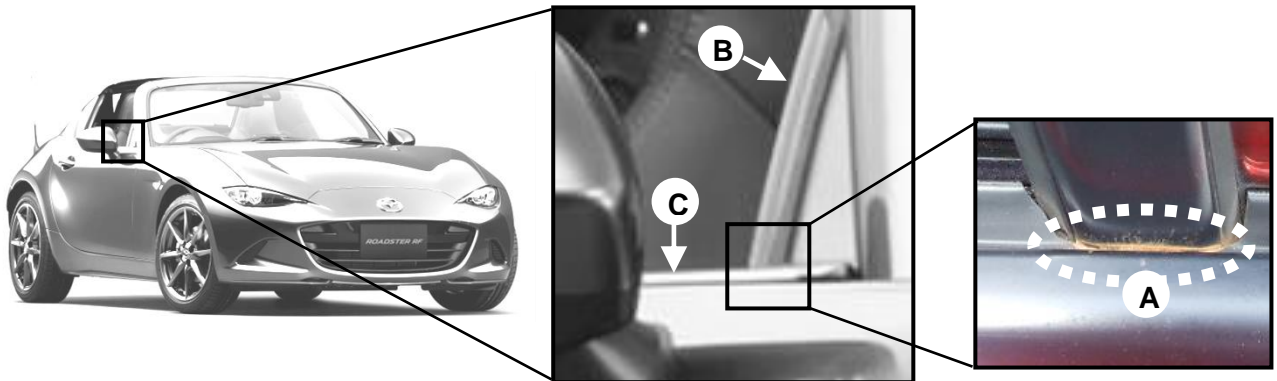


Category S	Repair Guidance	Ref. No. R026/17	Page 1 of 3
Coverage <input type="checkbox"/> Distributor only <input checked="" type="checkbox"/> Please inform your dealers		Date Issued April 13, 2017	
Please convey this information to your <input type="checkbox"/> Director <input checked="" type="checkbox"/> General Manager <input checked="" type="checkbox"/> Warranty Dept. <input checked="" type="checkbox"/> Parts Dept. <input checked="" type="checkbox"/> Training Dept. <input checked="" type="checkbox"/> Field Rep.		Date Revised	
Applicable Model MX-5 (ND)	Applicable Countries and/or Vehicle Specifications Worldwide		

Subject: Corrosion on Front Door Quarter Glass Guide at where it contacts Beltline Molding

DESCRIPTION

Some vehicles may exhibit Corrosion (A) on the front door quarter glass guide (B) at the point where it contacts the door beltline molding (C).



CAUSE

This concern is caused by the beltline molding contacting the quarter glass guide due to production variances. The paint on the quarter glass guide then gets damaged by vibration during the door closing and the vehicle driving.

MASS PRODUCTION CHANGE

A spacer has been attached to the concerned area of beltline molding to assure an appropriate clearance between the beltline molding and the quarter glass guide.

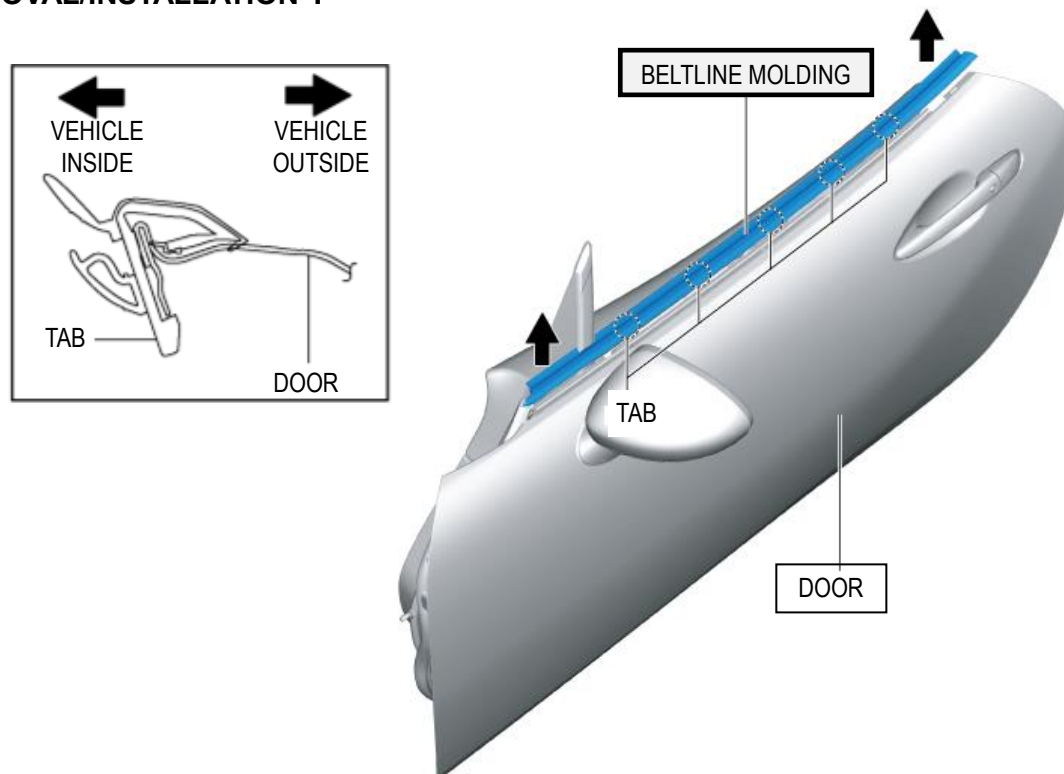
SUBJECT VIN & PRODUCTION DATE RANGE

Spec.	VIN Range		Production Date Range
Australia	JM0 ND**** **	100001 - 103529	May 14, 2015 - Mar. 24, 2017
General (R.H.D.)	JM6 ND**** **	100001 - 100555	May 22, 2015 - Mar. 24, 2017
General (L.H.D.)	JM7 ND**** **	100001 - 101092	May 22, 2015 - Mar. 24, 2017
Europe (L.H.D. & UK Spec.)	JMZ ND**** **	100001 - 129524	May 14, 2015 - Mar. 24, 2017
US (2016 MY)	JM1 ND**** **	100001 - 119894	Apr. 20, 2015 - July 4, 2016
US (2017 MY)	JM1 ND**** **	100001 - 122366	Oct. 4, 2016 - Mar. 24, 2017

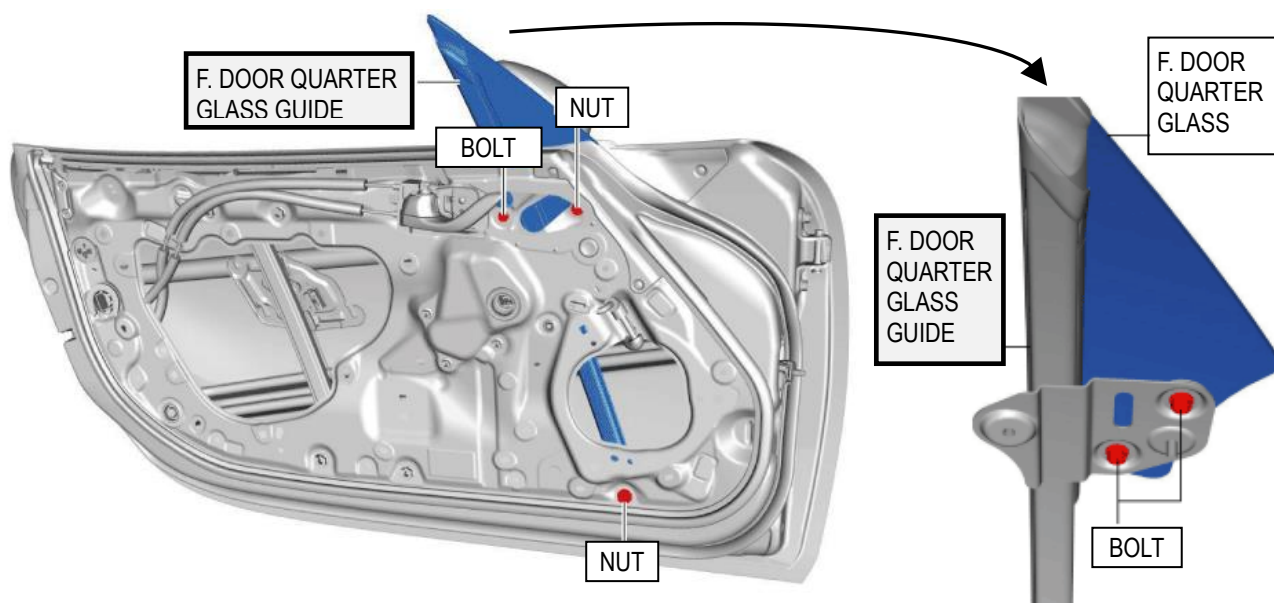
REPAIR PROCEDURE

When you receive a customer complaint on this concern and the problem can be confirmed on the vehicle, use the following repair procedure.

1. Replace the affected side front beltline molding(s) with a modified one(s) according to the procedure in the workshop manual **“FRONT BELTLINE MOLDING REMOVAL/INSTALLATION”**.



2. Replace the affected side front door quarter glass guide(s) with a new one(s) according to the procedure in the workshop manual **“DOOR QUARTER GLASS REMOVAL/INSTALLATION”**.



BOLT:
4.2 – 6.2 N·m {43 - 63 kgf·cm, 38 - 54 in·lbf}

PARTS INFORMATION

Part Number		Description	Qty.
New	Old		
N243-58-6AXA	-	F. Door Quarter Glass Guide (RH)	1
N243-59-6AXA	-	F. Door Quarter Glass Guide (LH)	1
N243-50-640E	N243-50-640D	F. Beltline Molding (RH)	1
N243-50-650E	N243-50-650D	F. Beltline Molding (LH)	1

WARRANTY INFORMATION

Assembly group	S - Body			
Subassembly group	10 - FRONT DOORS			
Symptom Code	53 (Rust)			
Damage Code	97 (Improper Clearance)			
Causal Part No.	N243-50-640E or N243-50-650E			
Quantity	1			
Operation No. and Labor Hours	Beltline Molding and Quarter Glass Guide, R&R			
	Operation No.	Labor Hours	One or Both Side	i-stop
	XXN43ARX	0.7	One side	Without
	XXN43BRX	0.8	One side	With
	XXN43CRX	1.2	Both sides	Without
	XXN43DRX	1.3	Both sides	With
Period Covered	Normal Warranty Period			
Prior approval necessary	NO			

NOTE: Claim F. Door Quarter Glass Guide (RH/LH) as related part(s) as necessary.

Kimiaki Inooka
Manager, Technical Information Group
Technical Service Department
Mazda Motor Corporation
1GA2660944, 151-251(MC Internal Use)